

6-7 XULLO

NARÓN

CIRCUITO MUNICIPAL RIO DO POZO



COLABORAN:



RC NARON
AUTOMODELISMO

BUMPERS
ONLINE

**CAMPIONATO
GALEGO DE RADIOCONTROL**

Resultados de: Serie 1 Manga 1

Pos.	Coche	Nombre	Vueltas	Tiempo	Demora	V.Rapida
1	4	(004)ALVAROFERNANDEZCALV	13	5:20.732	0.000	24.240
2	2	(002)TOMASREYMARTINEZ(T)	12	5:26.262	0.000	26.118
3	3	(003)JACOBOPEREZRIVADAVIA	11	5:05.411	0.000	26.666
4	5	(005)MATEOBENVAZQUEZ	11	5:13.834	0.000	27.112
5	6	(006)ALEXOTEROFERRO	10	5:12.146	0.000	26.873
6	1	(001)JOSECARLOSTURIELFERN	7	3:32.122	0.000	27.401

Tiempos por Vuelta

Vts.	Coche 1	Coche 2	Coche 3	Coche 4	Coche 5	Coche 6	Coche 7	Coche 8	Coche 9	Coche 10	Coche 11	Coche 12
1	00:28.70	00:27.77	00:28.91	00:24.82	00:27.69	00:33.09						
2	00:32.19	00:28.85	00:27.38	00:24.68	00:27.61	00:26.90						
3	00:28.54	00:27.64	00:27.03	00:24.24	00:29.77	00:32.43						
4	00:30.30	00:27.61	00:26.67	00:24.37	00:28.01	00:27.32						
5	00:29.57	00:27.18	00:27.98	00:24.43	00:27.61	00:29.90						
6	00:27.40	00:26.86	00:26.80	00:24.54	00:28.25	00:26.87						
7	00:35.41	00:26.56	00:27.42	00:24.82	00:27.28	00:30.09						
8		00:26.98	00:27.22	00:24.54	00:27.27	00:27.09						
9		00:26.88	00:27.11	00:25.20	00:27.11	00:50.72						
10		00:26.12	00:31.44	00:24.73	00:27.97	00:27.74						
11		00:27.09	00:27.46	00:24.95	00:35.29							
12		00:26.75		00:24.67								
13				00:24.78								

Resultados de: Serie 1 Manga 2

Pos.	Coche	Nombre	Vueltas	Tiempo	Demora	V.Rapida
1	4	(004)ALVAROFERNANDEZCALV	13	5:22.616	0.000	24.420
2	2	(002)TOMASREYMARTINEZ(T)	12	5:23.930	0.000	26.489
3	5	(005)MATEOBENVAZQUEZ	11	5:04.697	0.000	26.698
4	6	(006)ALEXOTEROFERRO	11	5:05.676	0.000	26.233
5	1	(001)JOSECARLOSTURIELFERN	0			
6	3	(003)JACOBOPEREZRIVADAVIA	0			

Tiempos por Vuelta

Vts.	Coche 1	Coche 2	Coche 3	Coche 4	Coche 5	Coche 6	Coche 7	Coche 8	Coche 9	Coche 10	Coche 11	Coche 12
1		00:27.37		00:24.44	00:27.19	00:29.18						
2		00:26.94		00:24.42	00:26.86	00:26.23						
3		00:27.39		00:24.63	00:29.50	00:27.95						
4		00:27.82		00:24.59	00:29.31	00:27.16						
5		00:26.49		00:24.75	00:29.24	00:27.22						
6		00:27.03		00:25.15	00:27.08	00:29.34						
7		00:27.05		00:25.01	00:26.88	00:26.61						
8		00:26.74		00:24.83	00:26.70	00:27.13						
9		00:26.85		00:25.00	00:27.46	00:31.41						
10		00:26.51		00:24.88	00:27.44	00:27.08						
11		00:27.15		00:24.90	00:27.06	00:26.39						
12		00:26.60		00:24.78								
13				00:25.26								

Resultados de: Serie 1 Manga 3

Pos.	Coche	Nombre	Vueltas	Tiempo	Demora	V.Rapida
1	2	(002)TOMASREYMARTINEZ(T)	12	5:23.191	0.000	25.979
2	5	(005)MATEOBENVAZQUEZ	12	5:24.916	0.000	26.324
3	1	(001)JOSECARLOSTURIELFERN	11	5:27.171	0.000	27.691
4	3	(003)JACOBOPEREZRIVADAVIA	9	5:03.713	48.745	27.356
5	6	(006)ALEXOTEROFERRO	3	1:21.900	0.000	26.909
6	4	(004)ALVAROFERNANDEZCALV	0	0.000		

Tiempos por Vuelta

Vts.	Coche 1	Coche 2	Coche 3	Coche 4	Coche 5	Coche 6	Coche 7	Coche 8	Coche 9	Coche 10	Coche 11	Coche 12
1	00:35.48	00:27.18	00:30.18		00:28.00	00:27.28						
2	00:29.91	00:27.16	00:28.77		00:26.89	00:27.71						
3	00:28.21	00:26.73	00:27.36		00:26.69	00:26.91						
4	00:30.43	00:26.64	00:28.67		00:26.64							
5	00:29.21	00:27.27	00:28.17		00:26.33							
6	00:28.06	00:26.54	00:28.19		00:26.82							
7	00:28.83	00:25.98	00:28.53		00:27.04							
8	00:27.69	00:27.29	00:27.45		00:28.18							
9	00:31.63	00:26.93	00:27.66		00:26.65							
10	00:28.97	00:26.97			00:27.20							
11	00:28.77	00:27.17			00:27.09							
12		00:27.35			00:27.41							

Resultados de: Serie 1 Manga 4

Pos.Coche	Nombre	Vueltas	Tiempo	Demora	V.Rapida
1	4 (004)ALVAROFERNANDEZCALV	12	5:03.832	0.000	24.770
2	2 (002)TOMASREYMARTINEZ(T)	12	5:22.146	0.000	25.597
3	6 (006)ALEXOTEROFERRO	12	5:26.735	0.000	26.491
4	5 (005)MATEOBENVAZQUEZ	11	5:06.312	0.000	27.162
5	1 (001)JOSECARLOSTURIELFERN	9	5:03.716	0.000	27.651
6	3 (003)JACOBOPEREZRIVADAVIA	2	1:03.329	0.000	29.409

Tiempos por Vuelta

Vts.	Coche 1	Coche 2	Coche 3	Coche 4	Coche 5	Coche 6	Coche 7	Coche 8	Coche 9	Coche 10	Coche 11	Coche 12
1	00:43.03	00:27.55	00:33.92	00:25.96	00:27.46	00:27.28						
2	00:28.40	00:27.45	00:29.41	00:24.86	00:27.16	00:26.49						
3	00:29.91	00:27.10		00:24.97	00:27.27	00:27.22						
4	00:29.88	00:26.81		00:24.77	00:27.37	00:26.75						
5	00:28.20	00:25.60		00:24.95	00:28.13	00:27.24						
6	00:28.68	00:26.55		00:24.83	00:28.41	00:27.05						
7	00:27.65	00:26.26		00:24.92	00:28.12	00:27.08						
8	00:59.58	00:26.71		00:24.80	00:27.63	00:27.14						
9	00:28.39	00:26.74		00:24.98	00:29.88	00:29.36						
10		00:27.05		00:24.99	00:27.33	00:26.87						
11		00:27.25		00:24.92	00:27.57	00:26.63						
12		00:27.08		00:28.90		00:27.65						

Clasificacion General de Mangas

Pos.	Nombre	Mejores Mangas (Puntos-Manga)				Puntos	Mejor Result.
1	(004) ALVARO FERNANDEZ CA	000-01	000-02	000-04	006-03	0	13-5:20.732
2	(002) TOMAS REY MARTINEZ (000-03	002-01	002-02	002-04	2	12-5:23.191
3	(005) MATEO BEN VAZQUEZ	002-03	003-02	004-01	004-04	5	12-5:24.916
4	(006) ALEX OTERO FERRO	003-04	004-02	005-01	005-03	7	12-5:26.735
5	(003) JACOBO PEREZ RIVADAV	003-01	004-03	006-02	006-04	7	11-5:05.411
6	(001) JOSE CARLOS TURIEL F	003-03	005-02	005-04	006-01	8	11-5:27.171

Resultados de: Final A Manga 1

Pos.	Coche	Nombre	Vueltas	Tiempo	Demora	V.Rapida
1	1	(004)ALVAROFERNANDEZCALV	13	5:07.564		24.789
2	2	(002)TOMASREYMARTINEZ(T)	12	5:06.555		26.567
3	3	(005)MATEOBENVAZQUEZ	12	5:11.056		26.300
4	4	(006)ALEXOTEROFERRO	12	5:17.401		26.536
5	5	(003)JACOBOPEREZRIVADAVIA	5	2:44.917		27.402
6	6	(001)JOSECARLOSTURIELFERN	0			

Tiempos por Vuelta

Vts.	Coche 1	Coche 2	Coche 3	Coche 4	Coche 5	Coche 6	Coche 7	Coche 8	Coche 9	Coche 10	Coche 11	Coche 12
1	100:06.36	200:09.79	500:11.20	300:10.17	400:10.63							
2	100:25.14	200:27.06	400:28.88	300:27.74	500:30.81							
3	100:24.84	200:27.59	400:27.94	300:26.89	500:27.42							
4	100:25.45	200:26.79	400:26.52	300:28.78	500:27.40							
5	100:24.79	200:26.60	400:27.60	300:27.06	501:08.66							
6	100:25.49	200:26.89	400:26.75	300:26.70								
7	100:24.95	200:26.98	300:26.85	400:30.14								
8	100:24.89	200:27.05	300:26.88	400:30.56								
9	100:25.49	200:26.81	300:27.38	400:28.70								
10	100:24.98	200:26.57	300:27.70	400:26.54								
11	100:24.84	200:27.08	300:26.30	400:26.75								
12	100:25.12	200:27.37	300:27.08	400:27.37								
13	100:25.26											

Resultados de: Final A Manga 2

Pos.	Coche	Nombre	Vueltas	Tiempo	Demora	V.Rapida
1	1	(004)ALVAROFERNANDEZCALV	13	5:09.575		24.954
2	3	(005)MATEOBENVAZQUEZ	12	5:08.965		26.101
3	2	(002)TOMASREYMARTINEZ(T)	11	4:40.893		25.896
4	4	(006)ALEXOTEROFERRO	11	5:02.946		26.865
5	6	(001)JOSECARLOSTURIELFERN	11	5:03.900		27.665
6	5	(003)JACOBOPEREZRIVADAVIA	0			

Tiempos por Vuelta

Vts.	Coche 1	Coche 2	Coche 3	Coche 4	Coche 5	Coche 6	Coche 7	Coche 8	Coche 9	Coche 10	Coche 11	Coche 12
1	100:07.11	200:08.45	300:08.74	400:09.31		500:12.71						
2	100:25.24	200:31.81	300:32.00	500:39.12		400:29.11						
3	100:25.16	300:27.91	200:26.82	500:27.10		400:28.34						
4	100:25.16	300:28.51	200:28.71	500:33.67		400:29.53						
5	100:24.96	300:27.59	200:26.93	500:27.36		400:27.67						
6	100:25.03	300:26.21	200:26.44	500:27.65		400:30.75						
7	100:24.96	300:26.29	200:26.45	500:27.00		400:28.61						
8	100:25.21	300:25.98	200:26.10	500:27.11		400:28.74						
9	100:25.50	200:26.02	300:26.91	500:26.87		400:29.14						
10	100:25.23	200:25.90	300:26.17	400:30.27		500:30.95						
11	100:25.19	200:26.24	300:26.59	400:27.51		500:28.36						
12	100:25.29		200:27.11									
13	100:25.57											

Resultados de: Final A Manga 3

Pos.	Coche	Nombre	Vueltas	Tiempo	Demora	V.Rapida
1	1	(004)ALVAROFERNANDEZCALV	13	5:06.653		24.614
2	3	(005)MATEOBENVAZQUEZ	12	5:04.623		26.227
3	2	(002)TOMASREYMARTINEZ(T)	12	5:05.784		25.599
4	4	(006)ALEXOTEROFERRO	9	3:42.757		25.727
5	6	(001)JOSECARLOSTURIELFERN	5	4:24.177		27.669
6	5	(003)JACOBOPEREZRIVADAVIA	0			

Tiempos por Vuelta

Vts.	Coche 1	Coche 2	Coche 3	Coche 4	Coche 5	Coche 6	Coche 7	Coche 8	Coche 9	Coche 10	Coche 11	Coche 12
1	100:06.63	400:08.96	300:08.45	200:07.69		500:09.77						
2	100:24.84	400:26.95	300:26.29	200:25.87		500:27.67						
3	100:24.67	400:26.43	300:26.24	200:25.99		500:36.26						
4	100:24.90	400:26.45	300:26.64	200:26.28		502:42.04						
5	100:24.76	400:26.43	300:26.39	200:27.39		500:28.44						
6	100:24.79	400:26.42	200:26.41	300:28.06								
7	100:24.87	400:25.60	200:26.23	300:25.73								
8	100:24.62	300:27.47	400:28.62	200:26.84								
9	100:25.09	400:30.03	300:28.79	200:28.92								
10	100:25.09	300:27.56	200:26.80									
11	100:25.48	300:27.21	200:26.46									
12	100:25.32	300:26.28	200:27.33									
13	100:25.62											

Clasificacion General de Finales

Pos.	Nombre	Mejores Mangas (Puntos-Manga)			Puntos	Mejor Result.
1	(004) ALVARO FERNANDEZ CA	001-01	001-02	001-03	2	13-5:06.653
2	(005) MATEO BEN VAZQUEZ	002-02	002-03	003-01	4	12-5:04.623
3	(002) TOMAS REY MARTINEZ (002-01	003-02	003-03	5	12-5:06.555
4	(006) ALEX OTERO FERRO	004-01	004-02	004-03	8	12-5:17.401
5	(001) JOSE CARLOS TURIEL F	005-02	005-03	010-01	10	11-5:03.900
6	(003) JACOBO PEREZ RIVADAV	005-01	010-02	010-03	15	05-2:44.917

Resultados de: Serie 1 Manga 1

Pos.Coche	Nombre	Vueltas	Tiempo	Demora	V.Rapida
1	4 (004)GASPARJ.BARRONBAREA	11	5:17.697	0.000	28.470
2	2 (002)JUANPEDROFARIASGOME	11	5:20.303	0.000	28.759
3	1 (001)TOMASREYMARTINEZ(FR)	10	5:13.266	0.000	30.108
4	3 (003)IVANVAZQUEZSAAVEDRA(7	4:31.223	0.000	31.381

Tiempos por Vuelta

Vts.	Coche 1	Coche 2	Coche 3	Coche 4	Coche 5	Coche 6	Coche 7	Coche 8	Coche 9	Coche 10	Coche 11	Coche 12
1	00:31.03	00:28.92	00:32.88	00:28.93								
2	00:30.11	00:28.98	00:32.40	00:28.96								
3	00:31.84	00:29.37	00:31.38	00:28.56								
4	00:31.88	00:28.91	00:33.17	00:29.01								
5	00:30.95	00:28.84	00:32.25	00:28.69								
6	00:30.48	00:28.76	00:32.40	00:28.47								
7	00:33.97	00:29.07	01:16.75	00:29.15								
8	00:30.64	00:29.48		00:28.50								
9	00:31.03	00:28.76		00:29.23								
10	00:31.35	00:29.77		00:29.18								
11		00:29.44		00:29.03								

Resultados de: Serie 1 Manga 2

Pos.Coche	Nombre	Vueltas	Tiempo	Demora	V.Rapida
1	4 (004)GASPARJ.BARRONBAREA	11	5:20.201	0.000	28.922
2	2 (002)JUANPEDROFARIASGOME	11	5:23.442	0.000	28.772
3	3 (003)IVANVAZQUEZSAAVEDRA(10	5:30.036	0.000	30.525
4	1 (001)TOMASREYMARTINEZ(FR)	10	5:30.322	0.000	30.550

Tiempos por Vuelta

Vts.	Coche 1	Coche 2	Coche 3	Coche 4	Coche 5	Coche 6	Coche 7	Coche 8	Coche 9	Coche 10	Coche 11	Coche 12
1	00:39.05	00:29.53	00:30.53	00:29.03								
2	00:36.20	00:29.01	00:31.49	00:29.22								
3	00:31.39	00:29.39	00:35.00	00:28.92								
4	00:32.37	00:28.77	00:31.54	00:28.94								
5	00:31.15	00:29.27	00:32.28	00:29.10								
6	00:34.24	00:28.86	00:34.40	00:29.26								
7	00:31.39	00:30.55	00:31.09	00:29.19								
8	00:30.55	00:29.48	00:30.61	00:29.11								
9	00:32.94	00:29.51	00:41.87	00:29.10								
10	00:31.06	00:29.58	00:31.24	00:29.23								
11		00:29.51		00:29.13								

Resultados de: Serie 1 Manga 3

Pos.	Coche	Nombre	Vueltas	Tiempo	Demora	V.Rapida
1	2	(002)JUANPEDROFARIASGOME	11	5:21.663	0.000	28.764
2	4	(004)GASPARJ.BARRONBAREA	11	5:22.427	0.000	28.795
3	1	(001)TOMASREYMARTINEZ(FR)	10	5:06.745	0.000	29.877
4	3	(003)IVANVAZQUEZSAAVEDRA(10	5:13.957	0.000	30.763

Tiempos por Vuelta

Vts.	Coche 1	Coche 2	Coche 3	Coche 4	Coche 5	Coche 6	Coche 7	Coche 8	Coche 9	Coche 10	Coche 11	Coche 12
1	00:30.79	00:29.06	00:30.89	00:29.37								
2	00:30.91	00:28.77	00:31.03	00:28.80								
3	00:30.39	00:29.62	00:31.63	00:29.07								
4	00:31.63	00:29.54	00:30.76	00:29.54								
5	00:30.05	00:29.35	00:31.26	00:29.66								
6	00:31.12	00:29.55	00:32.54	00:29.96								
7	00:30.87	00:29.30	00:31.85	00:29.05								
8	00:30.38	00:28.89	00:31.91	00:29.04								
9	00:29.88	00:29.12	00:31.19	00:29.66								
10	00:30.74	00:29.13	00:30.91	00:29.13								
11		00:29.36		00:29.17								

Resultados de: Serie 1 Manga 4

Pos.Coche	Nombre	Vueltas	Tiempo	Demora	V.Rapida
1	1 (001)TOMASREYMARTINEZ(FR)	0			
2	2 (002)JUANPEDROFARIASGOME	0			
3	3 (003)IVANVAZQUEZSAAVEDRA(0			
4	4 (004)GASPARJ.BARRONBAREA	0			

Clasificacion General de Mangas

Pos.	Nombre	Mejores Mangas (Puntos-Manga)			Puntos	Mejor Result.
1	(004) GASPAR J. BARRON BAR	000-01	000-02	002-03	0	11-5:17.697
2	(002) JUAN PEDRO FARIAS GO	000-03	002-01	002-02	2	11-5:21.663
3	(001) TOMAS REY MARTINEZ (003-01	003-03	004-02	6	10-5:06.745
4	(003) IVAN VAZQUEZ SAAVEDR	003-02	004-01	004-03	7	10-5:30.036

Resultados de: Final A Manga 1

Pos.	Coche	Nombre	Vueltas	Tiempo	Demora	V.Rapida
1	1	(004)GASPARJ.BARRONBAREA	11	5:04.573		29.066
2	2	(002)JUANPEDROFARIASGOME	11	5:04.922		28.839
3	3	(001)TOMASREYMARTINEZ(FR)	11	5:23.032		30.422
4	4	(003)IVANVAZQUEZSAAVEDRA(9	5:01.586		30.521

Tiempos por Vuelta

Vts.	Coche 1	Coche 2	Coche 3	Coche 4	Coche 5	Coche 6	Coche 7	Coche 8	Coche 9	Coche 10	Coche 11	Coche 12
1	100:08.01	200:08.37	300:11.01	400:19.30								
2	100:29.83	200:29.68	300:31.74	400:31.73								
3	100:29.49	200:30.07	300:30.82	400:31.30								
4	100:29.21	200:28.84	300:30.54	400:46.62								
5	100:29.07	200:29.07	300:33.67	400:41.10								
6	100:29.49	200:29.57	300:31.25	400:30.52								
7	100:29.54	200:29.20	300:30.62	400:32.06								
8	100:29.31	200:29.99	300:30.42	400:31.06								
9	100:29.58	200:29.33	300:30.89	400:37.91								
10	100:30.07	200:29.78	300:31.07									
11	100:31.00	200:31.04	300:31.02									

Resultados de: Final A Manga 2

Pos.	Coche	Nombre	Vueltas	Tiempo	Demora	V.Rapida
1	2	(002)JUANPEDROFARIASGOME	11	5:03.701		28.938
2	1	(004)GASPARJ.BARRONBAREA	11	5:05.266		29.149
3	3	(001)TOMASREYMARTINEZ(FR)	11	5:17.085		29.825
4	4	(003)IVANVAZQUEZSAAVEDRA(0			

Tiempos por Vuelta

Vts.	Coche 1	Coche 2	Coche 3	Coche 4	Coche 5	Coche 6	Coche 7	Coche 8	Coche 9	Coche 10	Coche 11	Coche 12
1	100:08.10	200:08.28	300:09.51									
2	100:30.53	200:31.07	300:30.61									
3	100:29.26	200:28.94	300:30.61									
4	100:29.15	200:29.09	300:29.83									
5	100:29.47	200:29.33	300:31.08									
6	200:30.16	100:29.51	300:30.41									
7	200:29.51	100:29.23	300:31.14									
8	200:29.41	100:29.30	300:30.57									
9	200:30.88	100:29.39	300:30.82									
10	200:29.60	100:29.89	300:32.34									
11	200:29.24	100:29.68	300:30.19									

Resultados de: Final A Manga 3

Pos.	Coche	Nombre	Vueltas	Tiempo	Demora	V.Rapida
1	2	(002)JUANPEDROFARIASGOME	11	5:04.638		28.966
2	1	(004)GASPARJ.BARRONBAREA	11	5:05.600		29.086
3	3	(001)TOMASREYMARTINEZ(FR)	0			
4	4	(003)IVANVAZQUEZSAAVEDRA(0			

Tiempos por Vuelta

Vts.	Coche 1	Coche 2	Coche 3	Coche 4	Coche 5	Coche 6	Coche 7	Coche 8	Coche 9	Coche 10	Coche 11	Coche 12
1	100:08.35	200:08.96										
2	100:30.48	200:30.16										
3	100:29.15	200:29.40										
4	100:29.43	200:29.33										
5	100:29.85	200:29.66										
6	200:29.97	100:28.97										
7	200:30.75	100:29.92										
8	200:29.25	100:29.78										
9	200:29.09	100:29.42										
10	200:29.59	100:29.38										
11	200:29.71	100:29.67										

Clasificacion General de Finales

Pos.	Nombre	Mejores Mangas (Puntos-Manga)			Puntos	Mejor Result.
1	(002) JUAN PEDRO FARIAS GO	001-02	001-03	002-01	2	11-5:03.701
2	(004) GASPAR J. BARRON BAR	001-01	002-02	002-03	3	11-5:04.573
3	(001) TOMAS REY MARTINEZ (003-01	003-02	010-03	6	11-5:17.085
4	(003) IVAN VAZQUEZ SAAVEDR	004-01	010-02	010-03	14	09-5:01.586

Resultados de: Serie 1 Manga 1

Pos.	Coche	Nombre	Vueltas	Tiempo	Demora	V.Rapida
1	2	(002)GASPARJOSEBARRONBA	10	5:15.150	0.000	30.575
2	1	(001)JOSECARLOSTURIELFERN	8	5:02.075	0.000	35.434
3	3	(003)AGUSTÍN FLORES MOLANO	5	3:03.110	0.000	35.088

Tiempos por Vuelta

Vts.	Coche 1	Coche 2	Coche 3	Coche 4	Coche 5	Coche 6	Coche 7	Coche 8	Coche 9	Coche 10	Coche 11	Coche 12
1	00:38.54	00:31.05	00:38.70									
2	00:37.58	00:31.70	00:37.09									
3	00:41.37	00:32.11	00:35.09									
4	00:36.35	00:31.66	00:36.48									
5	00:38.41	00:31.60	00:35.75									
6	00:38.41	00:31.67										
7	00:36.00	00:31.41										
8	00:35.44	00:32.31										
9		00:31.07										
10		00:30.58										

Resultados de: Serie 1 Manga 2

Pos.	Coche	Nombre	Vueltas	Tiempo	Demora	V.Rapida
1	2	(002)GASPARJOSEBARRONBA	10	5:17.953	0.000	31.090
2	3	(003)AGUSTÍN FLORES MOLANO	9	5:18.504	0.000	33.904
3	1	(001)JOSE CARLOSTURIEL FERN	8	5:32.381	0.000	34.100

Tiempos por Vuelta

Vts.	Coche 1	Coche 2	Coche 3	Coche 4	Coche 5	Coche 6	Coche 7	Coche 8	Coche 9	Coche 10	Coche 11	Coche 12
1	00:41.58	00:32.01	00:35.70									
2	00:37.67	00:32.82	00:33.91									
3	00:35.04	00:31.09	00:36.15									
4	00:35.30	00:31.25	00:35.07									
5	00:35.42	00:31.31	00:34.84									
6	00:35.90	00:31.62	00:36.94									
7	01:17.37	00:32.76	00:35.57									
8	00:34.10	00:31.97	00:34.58									
9		00:31.27	00:35.77									
10		00:31.88										

Resultados de: Serie 1 Manga 3

Pos.	Coche	Nombre	Vueltas	Tiempo	Demora	V.Rapida
1	2	(002)GASPARJOSEBARRONBA	10	5:07.517	0.000	29.949
2	1	(001)JOSECARLOSTURIELFERN	9	5:46.348	0.000	33.309
3	3	(003)AGUSTÍN FLORES MOLANO	6	4:40.531	0.000	35.355

Tiempos por Vuelta

Vts.	Coche 1	Coche 2	Coche 3	Coche 4	Coche 5	Coche 6	Coche 7	Coche 8	Coche 9	Coche 10	Coche 11	Coche 12
1	00:35.83	00:30.08	00:37.33									
2	00:36.02	00:30.47	00:37.03									
3	00:33.42	00:30.81	00:36.62									
4	00:36.99	00:30.79	00:35.36									
5	00:33.42	00:30.38	00:44.21									
6	00:33.31	00:31.00	01:30.00									
7	00:33.45	00:31.16										
8	00:35.83	00:31.12										
9	01:08.09	00:29.95										
10		00:31.78										

Resultados de: Serie 1 Manga 4

Pos.Coche	Nombre	Vueltas	Tiempo	Demora	V.Rapida
1	1 (001)JOSECARLOSTURIELFERN	0			
2	2 (002)GASPARJOSEBARRONBA	0			
3	3 (003)AGUSTÍN FLORES MOLANO	0			

Clasificacion General de Mangas

Pos.	Nombre	Mejores Mangas (Puntos-Manga)			Puntos	Mejor Result.
1	(002) GASPAR JOSE BARRON	000-01	000-02	000-03	0	10-5:07.517
2	(001) JOSE CARLOS TURIEL F	002-01	002-03	003-02	4	09-5:46.348
3	(003) AGUSTÍN FLORES MOLA	002-02	003-01	003-03	5	09-5:18.504

Resultados de: Final A Manga 1

Pos.	Coche	Nombre	Vueltas	Tiempo	Demora	V.Rapida
1	1	(002)GASPARJOSEBARRONBA	11	5:09.921		29.446
2	2	(001)JOSECARLOSTURIELFERN	9	5:05.903		33.491
3	3	(003)AGUSTÍN FLORES MOLANO	0			

Tiempos por Vuelta

Vts.	Coche 1	Coche 2	Coche 3	Coche 4	Coche 5	Coche 6	Coche 7	Coche 8	Coche 9	Coche 10	Coche 11	Coche 12
1	100:09.23	200:19.24										
2	100:30.49	200:35.76										
3	100:30.49	200:41.72										
4	100:30.50	200:35.78										
5	100:30.26	200:36.21										
6	100:30.66	200:35.35										
7	100:29.81	200:33.65										
8	100:29.56	200:34.71										
9	100:29.74	200:33.49										
10	100:29.45											
11	100:29.74											

Resultados de: Final A Manga 2

Pos.	Coche	Nombre	Vueltas	Tiempo	Demora	V.Rapida
1	1	(002)GASPARJOSEBARRONBA	11	5:13.897		29.394
2	2	(001)JOSECARLOSTURIELFERN	10	5:36.474		31.935
3	3	(003)AGUSTÍN FLORES MOLANO	9	5:18.537		31.270

Tiempos por Vuelta

Vts.	Coche 1	Coche 2	Coche 3	Coche 4	Coche 5	Coche 6	Coche 7	Coche 8	Coche 9	Coche 10	Coche 11	Coche 12
1	100:05.95	300:19.26	200:11.39									
2	100:30.91	300:34.17	200:35.48									
3	100:30.20	300:31.94	200:33.94									
4	100:29.40	300:35.37	200:36.01									
5	100:30.07	300:32.54	200:31.27									
6	100:30.67	200:39.41	300:50.13									
7	100:31.97	200:34.37	300:45.99									
8	100:30.30	200:37.26	300:34.68									
9	100:30.41	200:35.33	300:39.65									
10	100:30.76	200:36.83										
11	100:33.28											

Resultados de: Final A Manga 3

Pos.	Coche	Nombre	Vueltas	Tiempo	Demora	V.Rapida
1	1	(002)GASPARJOSEBARRONBA	12	5:07.020		26.954
2	3	(003)AGUSTÍN FLORES MOLANO	10	5:55.786		33.667
3	2	(001)JOSE CARLO STURIEL FERN	8	4:28.244		34.478

Tiempos por Vuelta

Vts.	Coche 1	Coche 2	Coche 3	Coche 4	Coche 5	Coche 6	Coche 7	Coche 8	Coche 9	Coche 10	Coche 11	Coche 12
1	100:04.28	300:11.37	200:09.34									
2	100:27.63	300:39.02	200:35.70									
3	100:27.05	300:37.30	200:34.51									
4	100:27.83	300:35.56	200:34.99									
5	100:28.68	300:35.19	200:35.32									
6	100:27.69	300:34.48	200:34.40									
7	100:26.96	300:36.14	200:33.67									
8	100:27.65	300:39.20	200:35.71									
9	100:27.68		200:35.42									
10	100:27.22		201:06.74									
11	100:27.39											
12	100:27.00											

Clasificacion General de Finales

Pos.	Nombre	Mejores Mangas (Puntos-Manga)			Puntos	Mejor Result.
1	(002) GASPAR JOSE BARRON	001-01	001-02	001-03	2	12-5:07.020
2	(001) JOSE CARLOS TURIEL F	002-01	002-02	003-03	4	10-5:36.474
3	(003) AGUSTÍN FLORES MOLA	002-03	003-02	010-01	5	10-5:55.786

CLASIFICATORIA 1 - SERIE 1

CPTO. GALLEGO NARÓN 2024



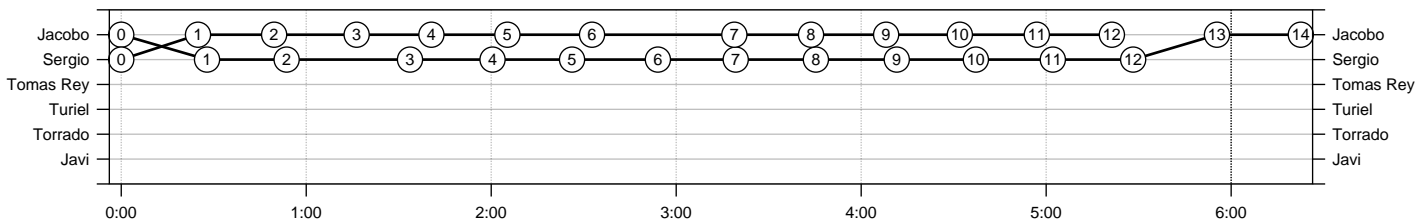
7 de Julio de 2024 - **Versión gratuita**

Pos / Coche / Piloto	Vueltas / Tiempo	Rápida	Media	Top3	Top5	Top10
1 6 Jacobo Perez Rivadavia (+40) (Ge) <i>Jacobo</i>	14L 6:22.593	24.959 LAP 11	27.328 R 86.2%	25.285 S 97.4%	25.492 S 95.8%	25.971 S 92.1%
2 3 Sergio Diaz Vega (Ge) <i>Sergio</i>	12L 5:21.316 +2L	23.908 LAP 10	26.776 R 76.9%	24.169 S 97.8%	24.302 S 96.7%	24.770 S 92.9%
6 1 Tomas Rey Martinez (+40) (Ge) <i>Tomas Rey</i>	-					
6 2 Jose Carlos Turiel Fernandez (+40) (Ge) <i>Turiel</i>	-					
6 4 Jose Torrado Perez (+40) <i>Torrado</i>	-					
6 5 Javier Torrado Molanes <i>Javi</i>	-					

Regularidad: desviación respecto a la vuelta media
Solidez: desviación respecto a la vuelta rápida

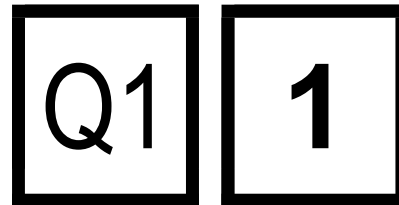
L	Jacobo 14L 6:22.593	Sergio 12L 5:21.316	Tomas Rey -	Turiel -	Torrado -	Javi -
*	① 0.000 0.000	② 13.999 0.000				
1	② 27.826 27.826	① 24.899 24.899				
2	② 25.818 53.644	① 24.687 49.586				
3	② 40.014 1:33.658	① 26.770 1:16.356				
4	② 26.771 2:00.429	① 24.246 1:40.602				
5	② 25.789 2:26.218	① 24.649 2:05.251				
6	② 27.845 2:54.063	① 27.448 2:32.699				
7	② 25.240 3:19.303	① 46.165 3:18.864				
8	② 26.004 3:45.307	① 24.872 3:43.736				
9	② 26.237 4:11.544	① 24.354 4:08.090				
10	② 25.655 4:37.199	① 23.908 4:31.998				
11	② 24.959 5:02.158	① 24.966 4:56.964				
12	② 26.053 5:28.211	① 24.352 5:21.316				
13	① 27.188 5:55.399					
14	① 27.194 6:22.593					

* La vuelta 0 no se contabiliza en el resultado de Vueltas / Tiempo



CLASIFICATORIA 1 - SERIE 1

CPTO. GALLEGO NARÓN 2024



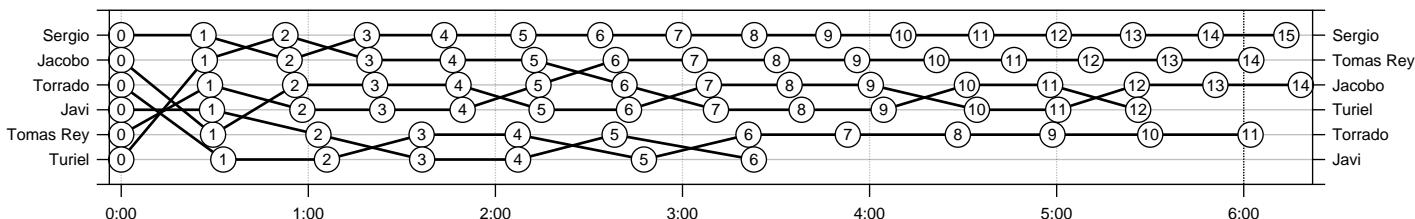
7 de Julio de 2024 - **Versión gratuita**

Pos / Coche / Piloto	Vueltas / Tiempo	Rápida	Media	Top3	Top5	Top10
1 3 Sergio Diaz Vega (Ge) <i>Sergio</i>	15L 6:13.655	23.751 LAP 9 R 96.0%	24.910 S 99.0%	23.873 S 97.7%	24.025 S 94.5%	24.415 S 94.5%
2 1 Tomas Rey Martinez (+40) (Ge) <i>Tomas Rey</i>	14L 6:02.420 +1L	24.321 LAP 5 R 94.3%	25.887 S 97.9%	24.575 S 96.4%	24.766 S 93.0%	25.182 S 93.0%
3 6 Jacobo Perez Rivadavia (+40) (Ge) <i>Jacobo</i>	14L 6:18.300 +15.880	25.204 LAP 12 R 91.4%	27.021 S 98.9%	25.342 S 97.6%	25.514 S 83.3%	25.940 S 83.3%
4 2 Jose Carlos Turiel Fernandez (+40) (Ge) <i>Turiel</i>	12L 5:26.137 +2L	25.859 LAP 2 R 95.9%	27.178 S 98.2%	26.098 S 96.3%	26.338 S 93.0%	26.785 S 93.0%
5 4 Jose Torrado Perez (+40) <i>Torrado</i>	11L 6:02.187 +1L	30.343 LAP 9 R 91.2%	32.926 S 98.9%	30.515 S 96.0%	30.951 S 88.3%	32.172 S 88.3%
6 5 Javier Torrado Molanes <i>Javi</i>	6L 3:22.892 +5L	29.107 LAP 1 R 83.4%	33.815 S 92.1%	30.281 S 83.3%	31.648 S 83.3%	

Regularidad: desviación respecto a la vuelta media
Solidez: desviación respecto a la vuelta rápida

L	Sergio 15L 6:13.655	Tomas Rey 14L 6:02.420	Jacobo 14L 6:18.300	Turiel 12L 5:26.137	Torrado 11L 6:02.187	Javi 6L 3:22.892
*	0.000	18.063	9.887	25.639	15.165	15.395
1	26.388	28.469	29.440	26.801	32.727	29.107
2	27.606	29.630	26.330	25.859	33.236	34.128
3	24.798	25.624	25.655	26.949	30.369	33.268
4	24.788	25.771	26.738	26.707	30.832	30.760
5	25.401	24.321	26.658	26.137	40.466	30.976
6	24.649	24.778	28.026	28.948	33.539	44.653
7	25.130	25.334	25.614	29.336	31.856	
8	24.260	26.310	25.890	27.474	35.288	
9	23.751	25.778	26.048	26.299	30.343	
10	24.062	25.484	34.044	26.705	31.353	
11	24.983	24.832	26.053	26.688	32.178	
12	24.868	24.625	25.204	28.234		
13	23.805	25.276	25.209			
14	24.917	26.188	27.391			
15	24.249					

* La vuelta 0 no se contabiliza en el resultado de Vueltas / Tiempo



CLASIFICATORIA 2 - SERIE 1

CPTO. GALLEGO NARÓN 2024

Q2

1

7 de Julio de 2024 - **Versión gratuita**

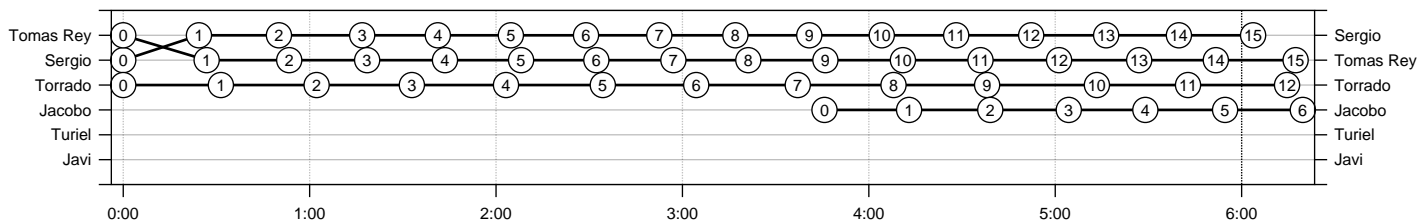
Pos / Coche / Piloto	Vueltas / Tiempo	Rápida	Media	Top3	Top5	Top10
1 3 Sergio Diaz Vega (Ge) <i>Sergio</i>	15L 6:03.691	23.337 LAP 10	24.246 R 96.2%	23.423 S 99.3%	23.527 S 98.4%	23.794 S 96.1%
2 1 Tomas Rey Martinez (+40) (Ge) <i>Tomas Rey</i>	15L 6:17.375 +13.684	24.127 LAP 8	25.158 R 96.9%	24.285 S 98.7%	24.464 S 97.2%	24.719 S 95.2%
3 4 Jose Torrado Perez (+40) <i>Torrado</i>	12L 6:14.615 +3L	29.331 LAP 11	31.218 R 95.0%	29.842 S 96.5%	30.097 S 94.8%	30.659 S 91.2%
4 6 Jacobo Perez Rivadavia (+40) (Ge) <i>Jacobo</i>	6L 6:19.690 +6L	24.647 LAP 4	25.660 R 96.4%	24.978 S 97.3%	25.347 S 94.4%	
6 2 Jose Carlos Turiel Fernandez (+40) (Ge) <i>Turiel</i>	-					
6 5 Javier Torrado Molanes <i>Javi</i>	-					

Regularidad: desviación respecto a la vuelta media
Solidez: desviación respecto a la vuelta rápida

L	Sergio 15L 6:03.691	Tomas Rey 15L 6:17.375	Torrado 12L 6:14.615	Jacobo 6L 6:19.690 ▲ 40.000 +345.728	Turiel -	Javi -
*	(2) 9.448 0.000	(1) 0.000 0.000	(3) 15.539 0.000	(4) 4:25.728 3:45.728		
1	(1) 24.367 24.367	(2) 26.847 26.847	(3) 31.425 31.425	(4) 27.226 4:12.954		
2	(1) 25.751 50.118	(2) 26.578 53.425	(3) 30.822 1:02.247	(4) 26.137 4:39.091		
3	(1) 26.791 1:16.909	(2) 25.084 1:18.509	(3) 30.654 1:32.901	(4) 25.268 5:04.359		
4	(1) 24.352 1:41.261	(2) 25.050 1:43.559	(3) 30.302 2:03.203	(4) 24.647 5:29.006		
5	(1) 23.509 2:04.770	(2) 24.501 2:08.060	(3) 31.163 2:34.366	(4) 25.664 5:54.670		
6	(1) 24.192 2:28.962	(2) 24.227 2:32.287	(3) 30.069 3:04.435	(4) 25.020 6:19.690		
7	(1) 23.590 2:52.552	(2) 24.798 2:57.085	(3) 32.684 3:37.119			
8	(1) 24.494 3:17.046	(2) 24.127 3:21.212	(3) 30.823 4:07.942			
9	(1) 23.779 3:40.825	(2) 24.805 3:46.017	(3) 30.127 4:38.069			
10	(1) 23.337 4:04.162	(2) 24.946 4:10.963	(3) 35.344 5:13.413			
11	(1) 23.953 4:28.115	(2) 24.985 4:35.948	(3) 29.331 5:42.744			
12	(1) 24.142 4:52.257	(2) 25.289 5:01.237	(3) 31.871 6:14.615			
13	(1) 24.131 5:16.388	(2) 25.786 5:27.023				
14	(1) 23.422 5:39.810	(2) 24.668 5:51.691				
15	(1) 23.881 6:03.691	(2) 25.684 6:17.375				


* La vuelta 0 no se contabiliza en el resultado de Vueltas / Tiempo

▲ Los pilotos etiquetados han iniciado sus mangas tarde y reciben penalización de tiempo



CLASIFICATORIA 3 - SERIE 1

CPTO. GALLEGO NARÓN 2024



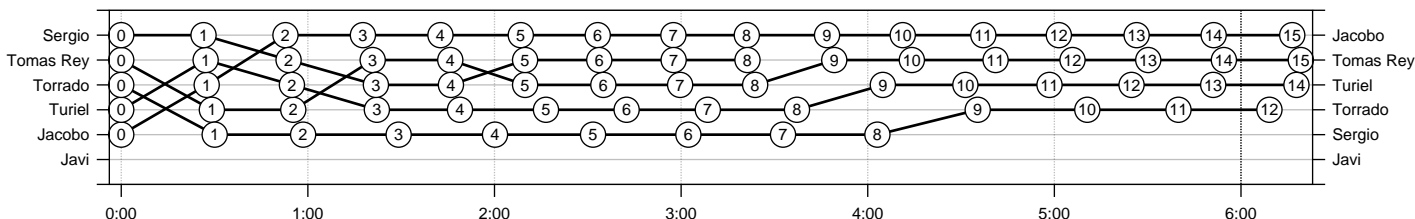
7 de Julio de 2024 - **Versión gratuita**

Pos / Coche / Piloto	Vueltas / Tiempo	Rápida	Media	Top3	Top5	Top10
1 6 Jacobo Perez Rivadavia (+40) (Ge) <i>Jacobo</i>	15L 6:16.481	23.599 LAP 8	25.099 R 96.3% S 96.1%	24.067 S 96.1%	24.258 S 94.5%	24.616 S 91.6%
2 1 Tomas Rey Martinez (+40) (Ge) <i>Tomas Rey</i>	15L 6:19.231 +2.750	24.056 LAP 5	25.282 R 94.8% S 99.1%	24.164 S 99.1%	24.306 S 97.9%	24.604 S 95.5%
3 2 Jose Carlos Turiel Fernandez (+40) (Ge) <i>Turiel</i>	14L 6:17.827 +1L	25.929 LAP 6	26.988 R 97.2% S 98.7%	26.096 S 98.7%	26.241 S 97.6%	26.617 S 94.8%
4 4 Jose Torrado Perez (+40) <i>Torrado</i>	12L 6:09.144 +2L	28.430 LAP 2	30.762 R 94.3% S 99.1%	28.996 S 99.1%	29.474 S 92.8%	30.166 S 88.2%
5 3 Sergio Diaz Vega (Ge) <i>Sergio</i>	8L 3:21.338 +4L	23.743 LAP 8	25.167 R 92.8% S 99.4%	23.812 S 99.4%	23.893 S 98.7%	
6 5 Javier Torrado Molanes <i>Javi</i>	-					

Regularidad: desviación respecto a la vuelta media
Solidez: desviación respecto a la vuelta rápida

L	Jacobo 15L 6:16.481	Tomas Rey 15L 6:19.231	Turiel 14L 6:17.827	Torrado 12L 6:09.144	Sergio 8L 3:21.338	Javi -
*	5 15.667 0.000	2 1.495 0.000	4 15.131 0.000	3 8.881 0.000	1 0.000 0.000	
1	3 27.472 27.472	4 29.135 29.135	2 27.130 27.130	5 30.042 30.042	1 26.455 26.455	
2	1 25.327 52.799	4 26.168 55.303	3 27.745 54.875	5 28.430 58.472	2 27.344 53.799	
3	1 24.898 1:17.697	2 25.534 1:20.837	4 27.309 1:22.184	5 30.714 1:29.186	3 28.075 1:21.874	
4	1 24.928 1:42.625	2 24.947 1:45.784	4 26.721 1:48.905	5 30.979 2:00.165	3 24.119 1:45.993	
5	1 25.826 2:08.451	3 24.056 2:09.840	4 27.646 2:16.551	5 31.516 2:31.681	2 23.841 2:09.834	
6	1 24.748 2:33.199	3 25.156 2:34.996	4 25.929 2:42.480	5 30.650 3:02.331	2 23.853 2:33.687	
7	1 24.322 2:57.521	3 24.686 2:59.682	4 26.105 3:08.585	5 30.430 3:32.761	2 23.908 2:57.595	
8	1 23.599 3:21.120	3 24.120 3:23.802	4 28.664 3:37.249	5 30.343 4:03.104	2 23.743 3:21.338	
9	1 25.793 3:46.913	2 25.432 3:49.234	3 27.601 4:04.850	4 32.255 4:35.359		
10	1 24.340 4:11.253	2 24.947 4:14.181	3 26.543 4:31.393	4 35.228 5:10.587		
11	1 25.906 4:37.159	2 26.920 4:41.101	3 27.045 4:58.438	4 29.317 5:39.904		
12	1 24.279 5:01.438	2 24.729 5:05.830	3 26.374 5:24.812	4 29.240 6:09.144		
13	1 25.006 5:26.444	2 24.352 5:30.182	3 26.255 5:51.067			
14	1 24.769 5:51.213	2 24.316 5:54.498	3 26.760 6:17.827			
15	1 25.268 6:16.481	2 24.733 6:19.231				

* La vuelta 0 no se contabiliza en el resultado de Vueltas / Tiempo



CLASIFICATORIAS

CPTO. GALLEGO NARÓN 2024

7 de Julio de 2024 - **Versión gratuita**



Pos / Serie / Coche / Piloto	Ptos	Q1	Q2	Q3
1 1 3 Sergio Diaz Vega (Ge)	0	1 15L 6:13.655	1 15L 6:03.691	5 8L 3:21.338
2 1 6 Jacobo Perez Rivadavia (+40) (Ge)	3	3 14L 6:18.300	4 6L 6:19.690	1 15L 6:16.481
3 1 1 Tomas Rey Martinez (+40) (Ge)	4	2 14L 6:02.420	2 15L 6:17.375	2 15L 6:19.231
4 1 2 Jose Carlos Turiel Fernandez (+40) (Ge)	7	4 12L 5:26.137	6 -	3 14L 6:17.827
5 1 4 Jose Torrado Perez (+40)	7	5 11L 6:02.187	3 12L 6:14.615	4 12L 6:09.144
6 1 5 Javier Torrado Molanes	12	6 6L 3:22.892	6 -	6 -

DESEMPATES


Turiel (#4) gana a Torrado (#5) por vueltas en mejor resultado (14L en Q3 contra 12L en Q2)



FINAL 1 - SERIE A

CPTO. GALLEGO NARÓN 2024

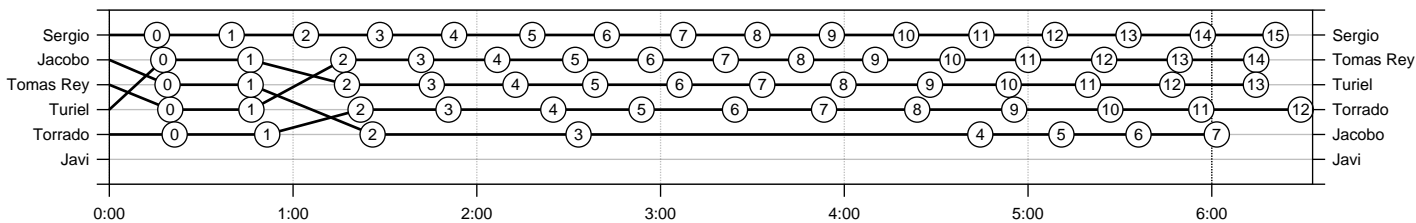
7 de Julio de 2024 - **Versión gratuita**



Pos / Coche / Piloto	Vueltas / Tiempo	Rápida	Media	Top3	Top5	Top10
1 1 Sergio Diaz Vega (Ge) <i>Sergio</i>	15L 6:20.821	23.752 LAP 15	24.352 R 98.2%	23.926 S 98.5%	24.033 S 97.6%	24.146 S 96.7%
2 3 Tomas Rey Martinez (+40) (Ge) <i>Tomas Rey</i>	14L 6:14.518	+1L 24.182 LAP 9	25.330 R 94.2%	24.448 S 97.8%	24.529 S 97.2%	24.724 S 95.6%
3 4 Jose Carlos Turiel Fernandez (+40) (Ge) <i>Turiel</i>	13L 6:14.395	+1L 25.681 LAP 10	27.444 R 94.5%	25.873 S 98.5%	26.234 S 95.7%	26.853 S 91.1%
4 5 Jose Torrado Perez (+40) <i>Torrado</i>	12L 6:29.030	+1L 28.717 LAP 3	30.641 R 94.8%	28.874 S 98.9%	29.309 S 95.9%	30.103 S 90.6%
5 2 Jacobo Perez Rivadavia (+40) (Ge) <i>Jacobo</i>	7L 6:01.638	+5L 25.178 LAP 6	48.946 R 19.7%	25.742 S 95.6%	28.837 S 73.0%	
6 6 Javier Torrado Molanes <i>Javi</i>	-					

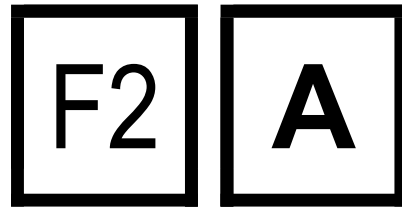
Regularidad: desviación respecto a la vuelta media
Solidez: desviación respecto a la vuelta rápida

L	Sergio 15L 6:20.821	Tomas Rey 14L 6:14.518	Turiel 13L 6:14.395	Torrado 12L 6:29.030	Jacobo 7L 6:01.638	Javi -
0	15.545	19.905	17.623	21.334	19.015	
1	24.407	26.490	28.458	30.224	27.127	
2	24.261	30.020	31.529	30.484	39.833	
3	24.170	25.404	27.689	28.717	1:07.249	
4	24.215	24.859	27.335	34.215	2:11.187	
5	25.553	25.456	26.031	28.832	26.490	
6	24.304	24.610	27.519	30.500	25.178	
7	24.972	24.557	27.037	29.073	25.559	
8	24.220	24.606	26.516	30.436		
9	24.288	24.182	28.258	31.676		
10	24.267	25.246	25.681	31.392		
11	24.578	24.699	25.907	29.697		
12	23.992	24.821	27.519	32.450		
13	24.035	24.688	27.293			
14	24.262	24.975				
15	23.752					



FINAL 2 - SERIE A

CPTO. GALLEGO NARÓN 2024

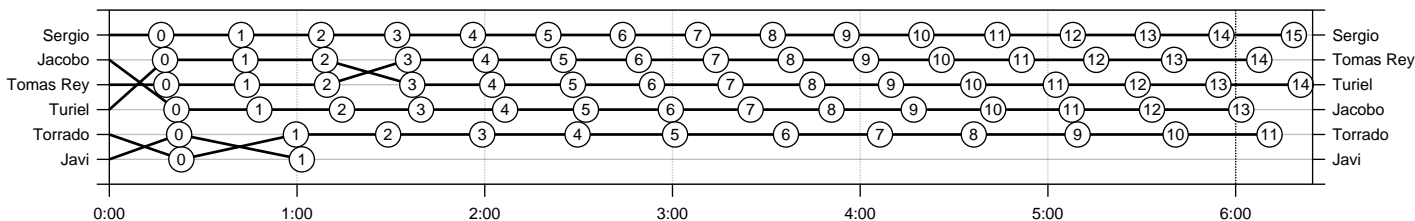


7 de Julio de 2024 - **Versión gratuita**

Pos / Coche / Piloto	Vueltas / Tiempo	Rápida	Media	Top3	Top5	Top10
1 1 Sergio Diaz Vega (Ge) <i>Sergio</i>	15L 6:18.603	23.131 LAP 15	24.135 R 97.3%	23.422 S 97.5%	23.591 S 96.1%	23.807 S 94.2%
2 3 Tomas Rey Martinez (+40) (Ge) <i>Tomas Rey</i>	14L 6:07.558 +1L	23.823 LAP 12	24.953 R 96.1%	23.941 S 99.0%	24.009 S 98.4%	24.480 S 94.6%
3 4 Jose Carlos Turiel Fernandez (+40) (Ge) <i>Turiel</i>	14L 6:20.794 +13.236	25.130 LAP 7	25.928 R 97.2%	25.192 S 99.5%	25.313 S 98.6%	25.610 S 96.2%
4 2 Jacobo Perez Rivadavia (+40) (Ge) <i>Jacobo</i>	13L 6:01.799 +1L	25.099 LAP 11	26.180 R 96.4%	25.260 S 98.7%	25.391 S 97.7%	25.782 S 94.6%
5 5 Jose Torrado Perez (+40) <i>Torrado</i>	11L 6:10.846 +2L	29.488 LAP 2	31.621 R 92.4%	29.834 S 97.7%	29.924 S 97.1%	31.121 S 89.2%
6 6 Javier Torrado Molanes <i>Javi</i>	1L 1:01.531 +10L	39.220 LAP 1				


Regularidad: desviación respecto a la vuelta media
Solidez: desviación respecto a la vuelta rápida

L	Sergio 15L 6:18.603	Tomas Rey 14L 6:07.558	Turiel 14L 6:20.794	Jacobo 13L 6:01.799	Torrado 11L 6:10.846	Javi 1L 1:01.531
0	16.572	18.220	17.809	21.462	23.020	22.311
1	25.569	25.791	25.694	26.503	36.613	39.220
2	25.585	25.575	25.416	26.395	29.488	
3	24.305	25.908	27.916	25.273	30.073	
4	24.201	24.809	25.573	26.873	30.474	
5	24.098	24.863	25.759	25.839	31.156	
6	23.764	24.082	25.282	27.122	35.448	
7	24.037	24.626	25.130	25.519	30.045	
8	23.933	23.919	26.108	25.843	29.989	
9	23.561	24.082	25.163	26.278	33.186	
10	23.925	24.137	26.285	25.408	31.330	
11	24.303	25.609	26.385	25.099	30.024	
12	24.110	23.823	26.170	25.658		
13	23.935	24.883	25.809	28.527		
14	23.574	27.231	26.295			
15	23.131					



FINAL 3 - SERIE A

CPTO. GALLEGO NARÓN 2024

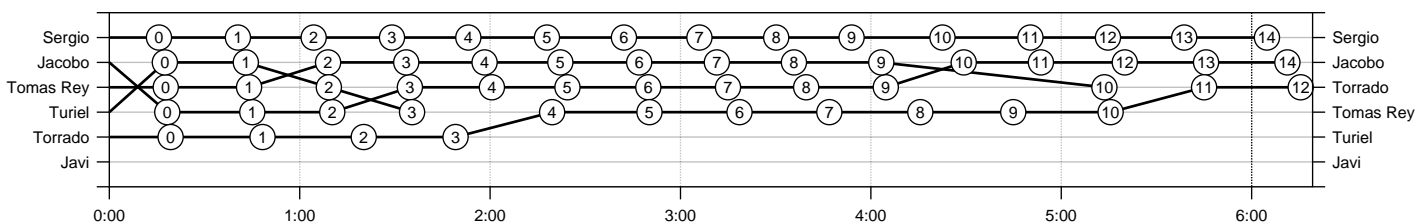


7 de Julio de 2024 - **Versión gratuita**

Pos / Coche / Piloto	Vueltas / Tiempo	Rápida	Media	Top3	Top5	Top10
1 1 Sergio Diaz Vega (Ge) <i>Sergio</i>	14L 6:04.819	23.761 LAP 9	24.941 R 94.0%	23.806 S 99.6%	23.901 S 98.6%	24.186 S 96.5%
2 2 Jacobo Perez Rivadavia (+40) (Ge) <i>Jacobo</i>	14L 6:11.261 +6.442	23.815 LAP 5	25.214 R 96.7%	24.201 S 96.8%	24.360 S 95.5%	24.830 S 91.7%
3 5 Jose Torrado Perez (+40) <i>Torrado</i>	12L 6:15.455 +2L	28.309 LAP 7	29.678 R 96.2%	28.450 S 99.0%	28.651 S 97.6%	29.356 S 92.7%
4 3 Tomas Rey Martinez (+40) (Ge) <i>Tomas Rey</i>	10L 5:13.597 +2L	23.874 LAP 5	29.582 R 51.5%	24.213 S 97.2%	24.393 S 95.7%	29.582 S 57.9%
5 4 Jose Carlos Turiel Fernandez (+40) (Ge) <i>Turiel</i>	3L 1:35.408 +7L	25.520 LAP 1	25.970 R 98.5%	25.970 S 96.5%		
6 6 Javier Torrado Molanes <i>Javi</i>	-					

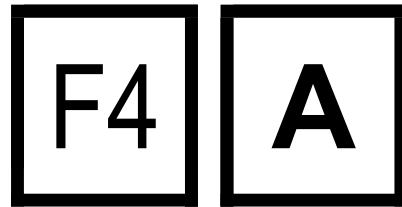
Regularidad: desviación respecto a la vuelta media
Solidez: desviación respecto a la vuelta rápida

L	Sergio 14L 6:04.819	Jacobo 14L 6:11.261	Torrado 12L 6:15.455	Tomas Rey 10L 5:13.597	Turiel 3L 1:35.408	Javi -
0	15.649	18.261	19.314	17.779	17.498	
1	24.879	26.791	28.969	26.254	25.520	
2	23.867	25.202	31.896	24.905	26.165	
3	24.684	24.468	28.933	24.630	26.225	
4	24.055	25.840	30.430	24.694		
5	24.778	23.815	30.685	23.874		
6	24.267	25.484	28.373	24.846		
7	23.790	25.112	28.309	24.474		
8	24.189	24.634	28.669	24.291		
9	23.761	25.093	29.287	27.528		
10	28.644	24.562	30.682	1:10.322		
11	27.717	24.320	29.466			
12	24.433	26.436	30.442			
13	24.032	25.613				
14	26.074	25.630				



FINAL 4 - SERIE A

CPTO. GALLEGO NARÓN 2024

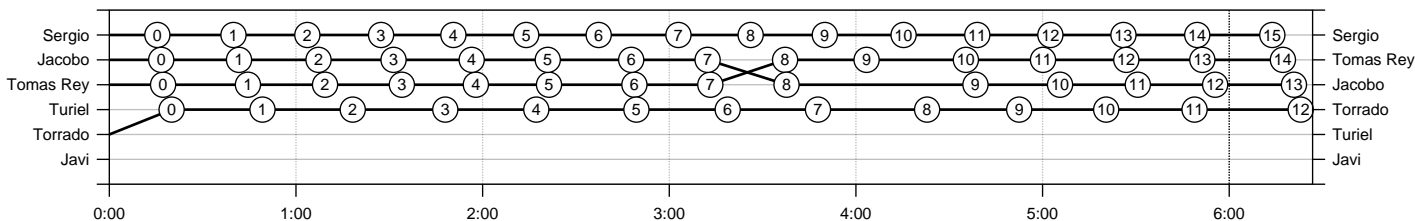


7 de Julio de 2024 - **Versión gratuita**

Pos / Coche / Piloto	Vueltas / Tiempo	Rápida	Media	Top3	Top5	Top10
1 1 Sergio Diaz Vega (Ge) <i>Sergio</i> 15L 6:13.853	23.212 LAP 8 R 97.0% S 99.6%	23.894 R 97.0% S 99.6%	23.253 S 99.0%	23.331 S 99.0%	23.500 S 97.5%	
2 3 Tomas Rey Martinez (+40) (Ge) <i>Tomas Rey</i> 14L 6:17.258 +1L	23.515 LAP 5	25.713 R 91.5%	23.781 S 97.8%	24.036 S 95.6%	24.655 S 90.5%	
3 2 Jacobo Perez Rivadavia (+40) (Ge) <i>Jacobo</i> 13L 6:20.809 +1L	24.115 LAP 3	28.010 R 64.8%	24.376 S 97.8%	24.598 S 96.0%	24.938 S 93.3%	
4 5 Jose Torrado Perez (+40) <i>Torrado</i> 12L 6:22.975 +1L	27.959 LAP 10	30.246 R 92.5%	28.460 S 96.4%	28.722 S 94.6%	29.375 S 90.1%	
5 4 Jose Carlos Turiel Fernandez (+40) (Ge) <i>Turiel</i> -						
6 6 Javier Torrado Molanes <i>Javi</i> -						

Regularidad: desviación respecto a la vuelta media
Solidez: desviación respecto a la vuelta rápida

L	Sergio 15L 6:13.853	Tomas Rey 14L 6:17.258	Jacobo 13L 6:20.809	Torrado 12L 6:22.975	Turiel -	Javi -
0	15.437	17.282	16.680	20.023		
1	24.472	27.273	25.007	29.210		
2	23.744	24.788	25.559	29.012		
3	23.700	24.690	24.115	29.752		
4	23.249	23.790	25.123	29.254		
5	23.408	23.515	24.453	32.188		
6	23.297	27.457	26.821	29.345		
7	25.643	24.396	24.560	29.017		
8	23.212	24.037	25.372	35.081		
9	23.838	26.202	1:00.741	29.606		
10	25.323	31.914	27.186	27.959		
11	23.694	24.793	24.999	28.410		
12	23.490	26.779	24.862	34.118		
13	23.491	24.441	25.331			
14	23.718	25.901				
15	24.137					



FINALES

CPTO. GALLEGO NARÓN 2024

7 de Julio de 2024 - **Versión gratuita**

Pos / Serie / Coche / Piloto	Ptos	F1	F2	F3	F4
1 A 1 Sergio Diaz Vega (Ge)	0	① 15L 6:20.821	① 15L 6:18.603	① 14L 6:04.819	① 15L 6:13.853
2 A 3 Tomas Rey Martinez (+40) (Ge)	6	② 14L 6:14.518	② 14L 6:07.558	④ 10L 5:13.597	② 14L 6:17.258
3 A 2 Jacobo Perez Rivadavia (+40) (Ge)	9	⑤ 7L 6:01.638	④ 13L 6:01.799	② 14L 6:11.261	③ 13L 6:20.809
4 A 4 Jose Carlos Turiel Fernandez (+40) (Ge)	11	③ 13L 6:14.395	③ 14L 6:20.794	⑤ 3L 1:35.408	⑥ -
5 A 5 Jose Torrado Perez (+40)	11	④ 12L 6:29.030	⑤ 11L 6:10.846	③ 12L 6:15.455	④ 12L 6:22.975
6 A 6 Javier Torrado Molanes	18	⑥ -	⑥ 1L 1:01.531	⑥ -	⑥ -

DESEMPATES

Turiel (#4) gana a Torrado (#5) por posición en mejor resultado 2 (#3 en F1 contra #4 en F4)

